








390w~410w

G1 solar modules Jellyfish series Mono MBB perc large size half cut module



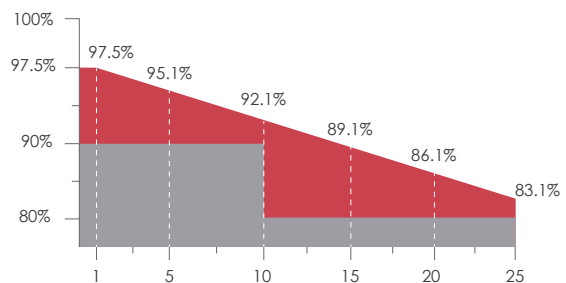
The modules adopt MBB, PERC cells and half-cut technology. The technology can reduce BOS cost for per wattage, at the same time, the half-cut technology can effectively reduce the heat spot risk of high power modules and show better power generation performance and reliability in system application.

MODULE CHARACTER

-  PID Resistance
-  Salt mist resistance/Ammonia resistance /dust and hail resistance
-  Production process reliability test
-  0~+5W Positive Tolerance
-  Mono MBB half cut
-  Reduce BOS cost increase ROI
-  Double-sided electricity generation

CERTIFICATION

IEC61215/IEC61730
ISO9001:Quality Management System
ISO14001:Environmental Management System
ISO45001:Occupational Health and Safety Management System



Linear performance warranty



Product warranty

SUNRISE ENERGY CO., LTD

TEL:+86-519-81688389 E-mail:info@sunriseenergy.cn

ADD:No.20 Tongzi River West Road, Zhonglou Development Zone, Changzhou, Jiangsu



SR-M672HLB 390w-410w Jellyfish Series



ENGINEERING DRAWINGS

Module Type	SR-M672390HLB		SR-M672395HLB		SR-M672400HLB		SR-M672405HLB		SR-M672410HLB	
Module Efficiency (%)	19.39		19.64		19.89		20.13		20.38	
Tolerance (W)	0~+5		0~+5		0~+5		0~+5		0~+5	
Test Environment	STC	NOCT	STC	NOCT	STC	NOCT	STC	NOCT	STC	NOCT
Maximum Power Pmax(W)	390	296	395	299.79	400	303.59	405	307.38	410	311.18
Open Circuit Voltage Voc(V)	49.15	47.86	49.52	48.22	49.86	48.55	50.27	48.95	50.68	49.35
Short Circuit Current Isc(A)	10.17	8.04	10.22	8.08	10.28	8.13	10.33	8.17	10.37	8.2
Maximum Power Voltage Vm(V)	41.11	39.03	41.42	39.33	41.71	39.6	42.05	39.92	42.39	40.25
Maximum Power Current Im(A)	9.49	7.55	9.54	7.59	9.59	7.63	9.64	7.67	9.68	7.7
Cell Type (mm)	158.75×79.375(9BB Mono-Crystalline Silicon)									
Number of Cells (Pcs)	144(6×24)									
Maximum System Voltage (V)	DC1000/DC1500									
Temp.Coeff.of Voc (%/°C)	-0.282									
Temp.Coeff.of Isc (%/°C)	0.041									
Temp.Coeff.of Pm (%/°C)	-0.387									
Operating Temperature (°C)	-40 to 85									
Nominal Operating Cell Temperature(NOCT) (°C)	45±2									
Max.Series Fuse (A)	15/20									
Pressure Bearing (Pa)	5400									
Wind Bearing (Pa)	2400									

STC: Irradiance 1000W/m2, Cell temperature 25°C, AM1.5
 NOCT: Irradiance 800W/m2, Ambient temperature 20°C, Wind speed 1m/s

Different backside power gains(400W)	10%	15%	20%	25%
Peak Power Pmax(W)	440	460	480	500
Open Circuit Voltage	50.8	50.82	50.83	50.84
Short Circuit Current	11.15	11.66	12.17	12.67
Maximum Power Voltage	41.71	41.72	41.73	41.74
Maximum Power Current	10.55	11.03	11.51	11.98

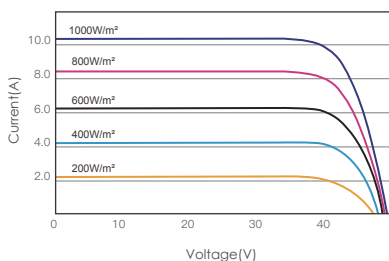
MATERIAL DETAILS

Frame	Anodized aluminum	Glass	3.2mm low-iron tempered suede glass
Cable length	350mm or as customer's requirements	Junction Box	Ip≥68, TÜV&UL
Cable&Connector	4mm², MC4 or MC4 compatible		4mm², EVO2 or EVO2 compatible
Cell	6×24pcs 158.75x79.375mm mono solar cell		

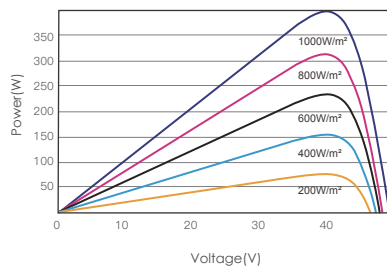
PACKING DETAILS

Dimension	2008×1002×35mm	Weight	22.4kg
Loading Capacity	305 pcs / 20'GP 748 pcs/40'HC	Packing	31pcs/pallet

IV CURVES



I-V CURVES OF PV MODULE(400W)



P-V CURVES OF PV MODULE(400W)

